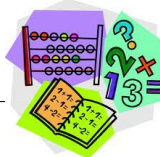




Maths Masterclass



Year 5: Summer 2

We hope you are enjoying our Maths Newsletters and find them useful. This is an opportunity for you to see the strategies we use to teach Maths in the classroom, alongside some online resources and activities for your child to try at home. We hope this helps with supporting your child and celebrating their successes.

Multiplication and division

This half term, we will revisit compact long multiplication, using numbers up to 4 digits by 2 digits. We will revisit short division with appropriate interpretation of remainders. We are then going to multiply and divide numbers mentally using known facts. Finally, we will solve problems involving multiplication, division and fractions. Here are some examples of questions we will complete during the lessons.

Explain the Mistakes

$$\begin{array}{r} 72 \\ \times 43 \\ \hline 216 \\ 288 \\ \hline 504 \\ 11 \end{array}$$

$$\begin{array}{r} 41 \\ \times 23 \\ \hline 82 \\ 1230 \\ \hline 1312 \\ 1 \end{array}$$


$$\begin{array}{r} 84 \\ \times 52 \\ \hline 168 \\ 40200 \\ \hline 40368 \end{array}$$

	3	1				
X	2	5				
	1	5	5	(31 X 5)		
	6	2	0	(31 X 20)		
	7	7	5			

We call this the magic 0. We just need to remember to include this!

Percentages

We are learning that percent means 'number of parts per hundred'. We will be linking this to our knowledge of fractions and decimals and then solving problems which require knowing percentage and decimal equivalents of $\frac{1}{2}$, $\frac{1}{4}$, $\frac{1}{5}$, $\frac{2}{5}$, $\frac{4}{5}$ and fractions with a denominator of a multiple of 10 or 25. These are two ways we will explore this:

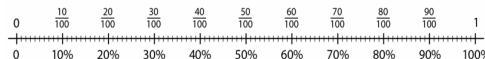


one

one hundredth

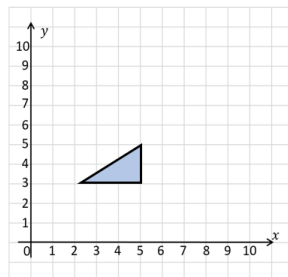


One has been divided into 100 equal parts so each yellow block represents one hundredth of one, which is 1 percent.



Geometry

For geometry, we are going to revisit and consolidate our learning of reflection and translation. Here is an example: We will also be looking at symmetry.



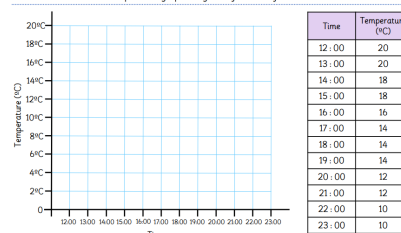
This shape is translated. After being translated, the coordinates of the new shape are (4,4), (7,4), (7,6)

What was the translation?

Statistics

For statistics, we are going to solve comparison, sum and difference problems using information presented on a line graph.

The table shows the average temperature over a 12-hour period. Complete the graph using the information from the table.





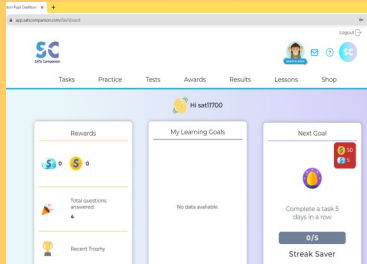
Maths at Home



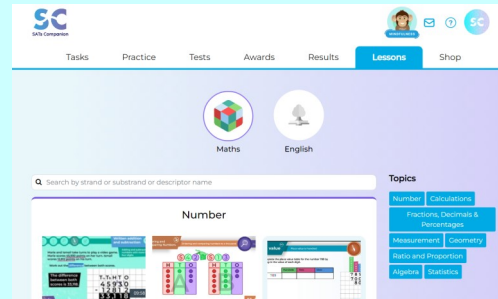
Maths website to support parents and maths problem solving at home

On the SATs companion site, there are videos available to watch under the lessons tab that might help embed the children's learning.

Nrich has a range of maths games, problems and articles on all areas of maths. Parents can select either 'Stage 1' or 'Stage 2' to support and consolidate mathematical concepts. These usually tie in with the Key Stage of your child.



Homework



Please continue using SATs companion for homework and practise purposes. Remember there are videos that the children can watch if they are unsure. Homework is set every Tuesday for the following Tuesday and will always be on something that we are currently covering unless you get an email from the school.

Please try to spend 10-15 minutes practising times tables as often as possible to support fluency. Fast recall of times tables really helps children when they solve problems and do more complex maths! Check your heatmaps to see if you are struggling with any specific timetables.



Family Challenge

This will be one of our maths meetings next half term. Try and answer it together as a family using your knowledge on the 'bus stop' method. Maybe it could be a race!

Which Answer?

$$745 \div 4$$

$$\begin{array}{r} 185r5 \\ 4 \overline{)7^34^25} \end{array}$$

Find the correct calculation.

Spot the mistakes.

$$\begin{array}{r} 186r1 \\ 4 \overline{)7^34^25} \end{array}$$

$$\begin{array}{r} 196r1 \\ 4 \overline{)7^34^25} \end{array}$$