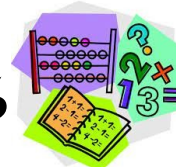




# Maths Masterclass

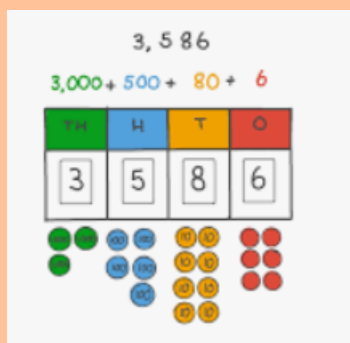
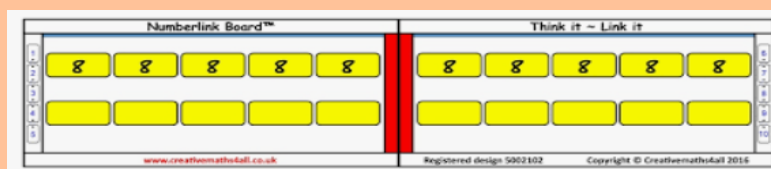


Year 4: Autumn 1

Welcome to Year 4 Maths Masterclass Newsletter. We hope you are enjoying our Maths Newsletters. We have included the key coverage and some strategies that we use for teaching maths in class, alongside some online resources and activities for your child to try at home. We hope this helps with supporting your child at home and celebrating their success.

## Place Value

We will start the year by practising our times tables using a Numberlink board. We will play games and make sure we are improving our rapid recall of all key facts.



This half term, we will be counting forwards and backwards through zero, this will include negative numbers. We will then focus on four digit numbers and ensure we understand the place value of each digit in a four digit number (thousands, hundreds, tens, and ones).

We will also be ordering and comparing numbers beyond 1000 and finding 1000 more or less than a given number.

At home you could play some games involving 4 digit numbers and ask questions such as, what does this digit represent? Which number is the tens digit? For further games please explore:  
<https://www.topmarks.co.uk/maths-games/7-11-years/place-value>

## Addition and Subtraction

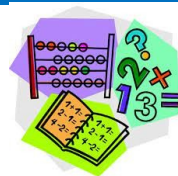
We will be developing our addition and subtraction skills mentally and when using formal written methods. We will be building on our knowledge from Year 3 and working with 4 digit numbers.

At home you could give your child some 3 digit and 4 digit numbers to add and subtract. Please ask children to teach you the method that they have been learning at school.

$$\begin{array}{r} 7349 \\ +6785 \\ \hline 14134 \\ \hline 111 \end{array}$$



# Maths at Home



## Measures

In measures, we will be revisiting our knowledge about perimeter and extending this to working out the area of various shapes.



We will be solving problems and answering reasoning questions involving area and perimeter.

At home you could use a ruler and measure the perimeter of different household objects? What is the perimeter of the chopping board? What is the perimeter of a book?

## Reasoning

You may have heard the teachers talking to you about developing your child's reasoning skills. This is when you are able to apply mathematical concepts in a range of ways and explain what they mean. Here is an example for you to discuss.

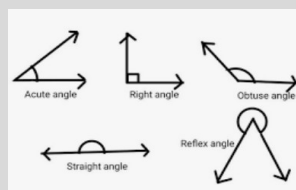


If I add or subtract a multiple of 10, the only place value columns that might change are the tens and hundreds.

Do you agree with Ron?  
Explain your reasons.

## Geometry

In geometry, we will be comparing angles and identifying whether they are acute, obtuse or right angles. We will then classify the shapes according to the angles that they contain. Is it a quadrilateral? Is it a triangle?



At home you could search for different types of angles. Can you draw them?

## Family challenge

### Agree or Disagree?

It is impossible to make 78p using 4 coins

It is possible to make 88p using 5 coins

Share with your class teacher the ways you completed this.



Please try to spend 10-15 minutes practising times tables as often as possible to support fluency. Fast recall of times tables really helps children when they solve problems and do more complex maths!

Our next battle will be running from

2nd September – 5th September

Having trouble logging on?  
Send us an email at  
[admin@hamble-pri.hants.sch.uk](mailto:admin@hamble-pri.hants.sch.uk)



YEAR 4:  
Winning  
class:



Who will  
be the class to win  
our first Year 4  
battle?