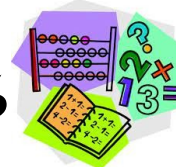




Maths Masterclass




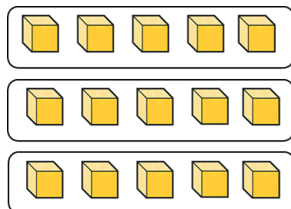

Year 2: Autumn 2

Alongside the half-termly curriculum information, each half term we send out our Maths Masterclass newsletter to give you additional information about your child's maths learning. This is intended to give you an insight into the way we teach maths, which we hope makes it easier to support your child with their learning at home. We will give you suggestions of various activities to try and questions to ask with your child, which we hope you find useful.

Multiplication and division

This term we will be focusing on solving problems using concrete resources. Your children will be using numicon, dienes, tens frames and counting objects to help visualise what numbers represent.

Concrete and pictorial representations of 5×3 :




We will start by using these tools to help understand simple multiplication calculations. The majority of these will fall into the 2, 5 and 10 times tables.

Throughout this term we will be using arrays and our knowledge of our multiplication tables to help answer a range of calculations. We will also look at the relationship between multiplication and division using fact families.

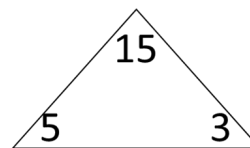
$$5 \times 3 = 15$$

As an array:



Verbally:

"I know that 5 times 3 means 5 lots of 3 or 3 lots of 5"



$$5 \times 3 = 15$$

$$3 \times 5 = 15$$

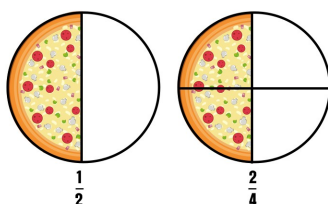
$$15 \div 3 = 5$$

$$15 \div 5 = 3$$

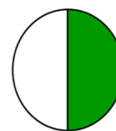
Fractions

Over this half term we will be looking at fractions of shape and fractions of number and the relationship between the two. Your child will be exploring how fractions always need equal groups and we will teach them how to equally proportion a shape or number into a given fraction.

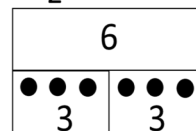
We will focus on the equivalence between $\frac{1}{2}$ and $\frac{2}{4}$ as well as finding $\frac{1}{4}$ too.



$$\frac{1}{2}$$



$$\frac{1}{2} \text{ of } 6 = 3$$



$$\frac{1}{4}$$



$$\frac{1}{4} \text{ of } 8 = 2$$





Maths at Home

Money

We will start to look at coins and their values from 1p to £2. We will look at simple money problems that use the arithmetic skills we have been building so far this year.

We will also be focusing on how to combine amounts of money to make a particular value.

For example:

Which coins can I use to make 52p?

How can I make 67p?

At home it would be useful to build an awareness of coins and their amounts as well as how money is used in every day life.

To support us with this, you could ask your child how much an item costs in a shop and which coins they would need to buy these.



It is important for the children to do 10-15 minutes practising on Numbots as often as possible to build their fluency! Children who do this regularly are more confident when tackling a range of mathematical challenges.

The children will begin to focus on Times Tables Rockstars as the year progresses but they can start now! Their login is the same for both!

Contact admin@hamble-pri.hants.sch.uk if you need help logging on.

Statistics

In statistics we will build on our knowledge of different data using tally charts and pictograms. We will study and create a variety of pictograms to interpret the data. Can you make your own tally chart while outside on a walk? When might this be useful?

Favourite summer holiday	
Big city	🍉🍉🍉🍉
Funfair	🍉🍉🍉
Camping	🍉🍉🍉🍉🍉🍉🍉
Road trip	🍉🍉🍉🍉
River boating	🍉🍉🍉

Each 🍉 = 5 children

Family Challenge!

Which one is the odd one out and why? Could there be a reason for each one to be the odd one out?

