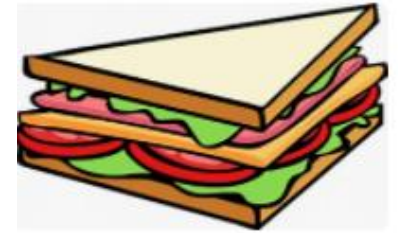


The Lighthouse Keeper's Lunch



What we will learn in Geography:

- Physical features such as seas, mountains and rivers are natural. They would be here even if there were no people around.
- Human features like houses, roads and bridges are things that have been built by people.
- Key human features include: city, town, village, factory, farm, house, office, port, harbour and shops.
- Key physical features include: beach, cliff, coast, forest, hill, mountain, sea, ocean, river, soil, valley and vegetation.

Key Vocabulary:

Geography

beach, cliff, coast, forest, hill, mountain, sea, ocean, river, soil, valley, vegetation, factory, farm, house, office, port, harbour, shop, physical feature and human feature.



DT - Cooking

Revisit: design, evaluate, measure, weigh, mix, taste, cool, temperature, cooking, safety, changes.

New: bake, knead, solid, liquid, rise, hygiene.

Cooking: Making a sandwich, including making our own bread AND butter!






Year 1 and 2 Curriculum Information

Spring 2



<p>PE/Outdoor Learning/Library</p> <p>PE: Bears, Kangaroos and Penguins will all have PE on a Wednesday and Thursday.</p> <p>Library: Children will select their library book on a Wednesday and this will then be able to be changed the following Wednesday.</p> <p>Outdoor Learning: This will take place in a weekly rotation for Bears and Kangaroos on a Thursday, starting with Bears on the 26th February 2026</p> <p>Penguins will have their outdoor learning every other Wednesday, starting on Wednesday 25th February 2026. Full dates for outdoor learning can be found on the school website.</p>	<p>Homework:</p> <p>Homework for Year 1 and 2:</p> <p>NumBots which will be checked weekly to see how children are progressing.</p> <p>Reading at home needs to be recorded in the yellow reading records and these will be checked weekly.</p> <p>Shared Learning/Theme Outcome:</p> <p>Theme outcome</p> <p>Wednesday 25th March 2:30 pm</p>	
<p>Additional information on the National Curriculum content for this theme can be found on our school website: http://www.hamble-pri.hants.sch.uk/</p>		
<p><u>English</u></p> <p>We will be looking at a range of different stories over the half term including: The Lighthouse Keepers Lunch and The Run Away Pancake.</p> <p><u>Year 1</u></p> <p>Through these texts we will be learning to:</p> <ul style="list-style-type: none"> • Sequence a story to form a simple narrative; • Join clauses using 'and'; • Write using an appropriate layout; • Use the apostrophes for contraction; • Use capital letters for days of the week; 	<p><u>Maths</u></p> <p><u>Year 1</u></p> <p>This half term our focus will be:</p> <p><u>Multiplication and Division</u></p> <ul style="list-style-type: none"> • Solve one-step problems involving multiplication and division, by calculating the answer using concrete objects, pictorial representations and arrays with the support of the teacher. <p><u>Measure</u></p>	<p><u>Science – Everyday Materials</u></p> <p>In this science unit will learn how to:</p> <ul style="list-style-type: none"> • Distinguish between an object and the material from which it is made; • Describe the simple physical properties of a variety of everyday materials; • Compare and group together a variety of everyday materials on the basis of their simple physical properties.

<ul style="list-style-type: none"> • Use personal pronoun 'I'. <p><u>Year 2</u></p> <ul style="list-style-type: none"> • Use capital letters, full stops, question marks and exclamation to demarcate sentences. • Sequence ideas appropriately. • Use the apostrophes for contraction and possession. • Use pronouns for cohesion. <p>Please record any reading undertaken at home in your child's Home Reading Record Book, by initialling it and writing the date. You may wish to record the page number and a short comment.</p> <p>Please note only reading at home is recorded in this book; we keep our own records for reading in school.</p>	<ul style="list-style-type: none"> • Compare, describe and solve practical problems for length and height. • Measure and begin to record lengths and heights. <p><u>Fractions</u></p> <ul style="list-style-type: none"> • Recognise and name a quarter as one of four equal parts. <p><u>Place Value</u></p> <ul style="list-style-type: none"> • Count in multiples of twos, fives and tens to tenth multiple. <p><u>Year 2</u></p> <p>This half term our focus will be:</p> <p><u>Multiplication and Division</u></p> <ul style="list-style-type: none"> • Solve problems linked to 2s, 5s and 10s <p><u>Fractions</u></p> <ul style="list-style-type: none"> • Find three-quarters and one-third of numbers and shapes <p><u>Geometry – Position and Direction</u></p> <ul style="list-style-type: none"> • Describe position, direction and movement • Identify quarter, half and three-quarter turns, including clockwise and anti-clockwise <p><u>Measure (Money)</u></p> <ul style="list-style-type: none"> • Find different combinations of coins to equal the same amount of money • Solve simple money problems, including giving change <p><u>Measure (Time)</u></p> <ul style="list-style-type: none"> • Compare intervals of time • Tell the time for o'clock and half past 	<p><u>DT - Cookery</u></p> <ul style="list-style-type: none"> • Identify the purpose and intended user of a product and describe the materials used; • Assemble and cook ingredients safely and hygienically, measuring and weighing with support.
---	---	---