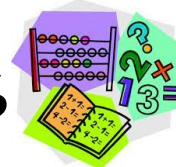




Maths Masterclass



Year R: Spring 1

Alongside the half-termly curriculum information, we will be including additional information about the maths learning that your child will be undertaking over the coming weeks. This includes some of the methods used in school to show you how we teach maths and make it easier for you to support your child with their learning.

Addition and Subtraction

The children will be learning how to use concrete resources to support them when learning addition and subtraction.

We will use counting toys and loose parts to show when we are adding two groups together to find a total. They will be encouraged to touch count carefully to find the answer.

Here are some songs you can listen to with your children to support with adding.



[The Addition Song for Kids \[by Boo Boo Gaga\]](#)
[#booboogaga - YouTube](#)

[@Numberblocks- All the Sums | Learn to Add and Subtract - YouTube](#)

The children will be continuing this skill with subtraction. They will have a group of objects and then be asked to take a number away, then asked how many are left. They can then count to find out how many they have left.

You can support your children at home by practising adding and subtracting with objects from around the house. Please use this vocabulary when you are supporting them:


add, takeaway, total, altogether, makes, equals.

Capacity

This unit is about teaching the children the difference between full, empty and half full. The children will have opportunities to explore capacity using water, loose parts, sand and food.

They will also be using their knowledge to order potion bottles from empty to full and discussing their reasons.

You can also support your children to learn about capacity by asking these questions.



How much do you have in your container? How do you know it is...? Can you order them from full to empty?

Weight

In this unit, the children will become familiar in using weighing scales to support them in learning the difference between heavy and light. They will explore using objects from around the room and discussing their findings using the vocabulary *heavy, light, balance, equal, weight*.






Maths at Home

3D Shape

The children will begin to recognise and name 3D shapes around and within the environment. They will begin to talk about their properties and discuss the similarities and differences between these shapes.

Task for home:

Go on a 3D shape walk around your local area to find different 3D shapes. Who can find the most 3D shapes?



Maths Outside

Who can spot the most numbers?

When out and about, which family member can find the most numbers? Can you recognise the numbers? Who found the biggest number?

Family Challenge!



What can you see in this picture?

Which one doesn't belong?

Can you describe what you can see?

Mastering Number

In Mastering Number, we are looking at subitising.

Show the children different amounts of toys / food / objects and ask the children how many there are.

Remember, subitising means not to count!

Positional Language

The children will be learning to understand the use of positional language. This consists of the children being able to confidently use the language to describe where an object is.

Task for home:

Hide an object around the house, can the children describe where the object was found?

