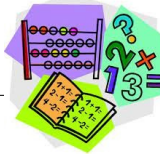




# Maths Masterclass

Year 5: Spring 2

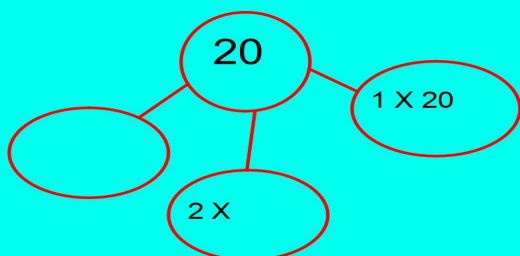


We hope you are enjoying our Maths Newsletters and find them useful. This is an opportunity for you to see the strategies we use to teach Maths in the classroom, alongside some online resources and activities for your child to try at home. We hope this helps with supporting your child and celebrating their successes.

## Multiplication

This term we will identify multiples and factors, including all factor pairs of a number and common factors of two numbers. Then, we are going to look at prime and composite numbers, establishing whether a number up to 100 is prime and recalling prime numbers up to 19. We will also begin square and cube numbers before eventually going on to long multiplication by multiplying numbers up to 4 digits by a two-digit number.

Factors are generally split into pairs.  
We can do this using a factor tree.



Let's shade in all the prime numbers  
up to 20:

1	2	3	4	5	6	7	8	9	10
11	12	13	14	15	16	17	18	19	20

How do we know they are prime?  
Can you spot any patterns?

## Decimals

We will learn to read and write decimals as fractions. Then, we will recognise and use thousandths and relate them to tenths, hundredths and decimal equivalents. Children will apply this learning to read, write, order and compare numbers with up to 3 decimal points.

Children will revisit previous learning where we rounded decimals with 2 decimal points to the nearest whole number and to one decimal place. We will also revisit multiplying and dividing whole numbers and decimals by 10, 100 and 1000, linking it to our Autumn 2 learning. Finally, we will solve problems involving numbers up to 3 decimal points.

$$6 \div 10$$

$$5.93 \div 10$$

$$13.8 \div 10$$

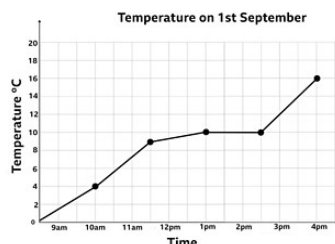
H	T	O	Tths	Hths

What do you notice when we divide a number by 10?

## Statistics

Children will complete, read and interpret information tables. You could explore whether there are any tables you come across in daily life—for example in cooking or when catching a train or bus?

We will also solve comparison, sum and difference problems using information presented in a line graph.



### Read and Interpret Tables

1. Use the table to answer the questions about musicians and the nights they performed.

A. Who performed the most in the week?

B. Which performer takes the weekend off?

C. Which day saw the most performances?

2. Circle the correct statement.

A. Anderson Flatpack performed on Wednesday.

B. Beytwice performed every other day.

	M	Tu	W	Th	Fr	Sa	Su
Hotstop	✓					✓	
Filly Eyelash	✓	✓	✓	✓	✓		
Anderson FlatPack					✓	✓	✓
Shed Eeran	✓	✓	✓	✓	✓	✓	
Beytwice		✓		✓		✓	

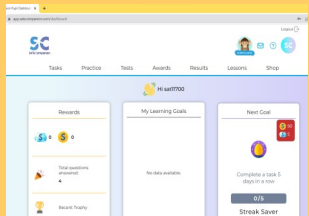


# Maths at Home



## Maths website to support parents and maths problem solving at home

On the SATs companion site, there are videos available to watch under the lessons tab that might help embed the children's learning.



Nrich has a range of maths games, problems and articles on all areas of maths. Parents can select either 'Stage 1' or 'Stage 2' to support and consolidate mathematical concepts. These usually tie in with the Key Stage of your child.  
<https://nrich.maths.org/frontpage>  
Each problem has a difficulty rating with 3 stars being the hardest.

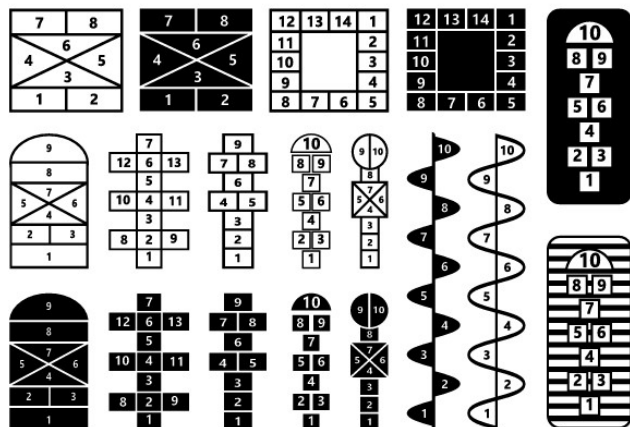
Please try to spend 10-15 minutes practising times tables as often as possible to support fluency. Fast recall of times tables really helps children when they solve problems and do more complex maths, just as they will be in the next half term.



## Raising the profile of Maths

Multiplication can become repetitive for children, but there are plenty of ways that this can be made exciting. There are lots of YouTube videos that cover popular songs with times tables which will really help in making sure the information sticks in their head. This is a great one to help with the seven times tables, one many of the children struggle with!  
<https://www.youtube.com/watch?v=VEnQbnxWtqM>

Creating hopscotch grids in different shapes and combinations using chalk gives a lot of possibilities to practise their skills. Change the numbers within the grid can help children practice counting in different multiples, for examples if you chalk the multiples of three or seven. Children can learn/practise counting backwards as well as forwards by doing this.



## Homework

Children will still be set weekly homework on the SATs companion site. This will be set for the children every Tuesday for the following Tuesday. It can be accessed on tablets, laptops and phones. If your child has difficulty logging in or needs more support, please contact your child's teacher. Remember, there is a practice tab where the children can practise similar questions on a range of different topics. Your child does not need to wait for this to be allocated- they can log on at any time and watch if they are finding a particular area tricky.

