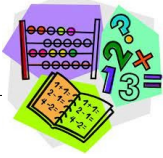




# Maths Masterclass

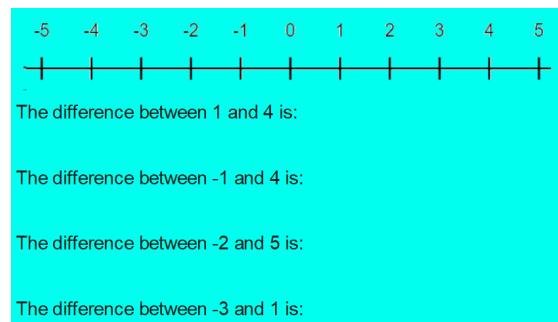
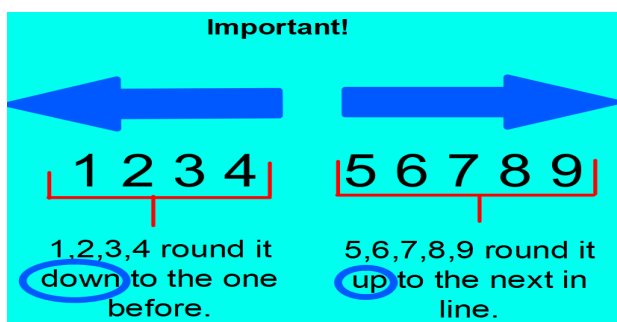


Year 5: Spring 1

We hope you are enjoying our Maths Newsletters and find them useful. This is an opportunity for you to see the strategies we use to teach Maths in the classroom, alongside some online resources and activities for your child to try at home. We hope this helps with supporting your child and celebrating their successes.

## Number and place value

At the beginning of this half term, we will be focusing on number and place value. We will first re-cap our learning of negative numbers and interpret how these are used in different contexts. We will then focus on rounding any number up to 1,000,000. We will follow a step-by-step process to do this, starting with rounding smaller numbers, before moving onto numbers nearer a million and decimals! We will also use our place value knowledge from Autumn 1 to help us. Here are some examples:



## Addition and subtraction

After place value, we will complete a unit on addition and subtraction. We will begin by applying our rounding knowledge to check answers to addition and subtraction calculations, discussing why we use rounding in different contexts. We are then going to revisit mental addition and subtraction and the strategies we can use to help us. Finally, we will solve some addition and subtraction multi-step problems, deciding which methods to use and why.

Here are a few examples from our lessons:

What different strategies could we use?

$$20,000 + 14,000$$

$$4,380 + 2,510$$

$$15,200 + 1,800$$

$$28,700 + 12,300$$

$$3,790 + 1,440$$

Let's have a look at this calculation:

$$123 + 886 =$$

Discuss with your partner - what could we round these numbers to?

Think about which one will be easy enough for us to work out the approximate answer but also will get us quite close to the likely actual answer.

## Measure

In measure, we are going to convert between different units of metric measure and time. We will need to use the correct equivalencies for this.

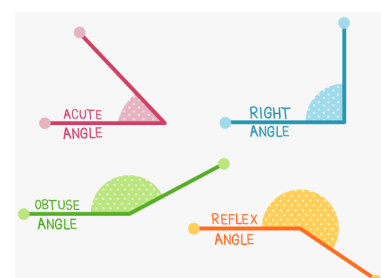
$$10 \text{ millimeters (mm)} = 1 \text{ centimeter (cm)}$$

$$100 \text{ centimeters (cm)} = 1 \text{ meter (m)}$$

$$1000 \text{ meters (m)} = 1 \text{ kilometer (km)}$$

## Geometry

In geometry, we are focusing on angles, including comparing acute, obtuse and reflex angles. We will also draw and measure angles in degrees.



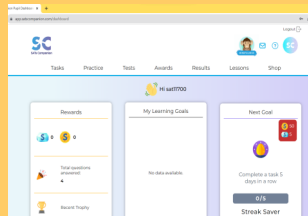


# Maths at Home



## Maths website to support parents and Maths problem solving at home

On the SATs companion site, there are videos available to watch under the lessons tab that might help embed the children's learning.



**BBC**  
**Bitesize**

BBC bitesize has examples, videos and questions that can help the children if they are struggling with certain concepts. This link will

direct you straight to their year 5 section.  
<https://www.bbc.co.uk/bitesize/levels/zbr9wmn/year/zhgppg8>

Please try to spend 10-15 minutes practising times tables as often as possible to support fluency. Fast recall of times tables really helps children when they solve problems and do more complex maths!



## Maths at Home — Measure

Scavenger hunts are a great way to help children practise their skills. Here are examples that you could do at home.

### **Find Objects Which Make Specific Lengths**

Provide children with a list of lengths to make. Once they have assembled their objects, they can then use a ruler / metre stick / measuring tape to record what lengths they actually achieved!

- Find an object that is 1cm in length.
- Find objects which together make a metre in length.
- An object less than 5 cm.
- Use natural objects to make a square with sides of 25cm
- Find a stick that is 10cm long. How many sticks would you need to go across the length of the park, garden or driveway.

As we are looking at time, please spend some time (no pun intended) looking at how to read an analogue clock. When they ask how long till dinner, help them to read the clock to work it out.



## **Homework**

Children will be set weekly homework on the SATs companion site. It can be accessed on tablets, laptops and phones. If your child has difficulty logging in or needs more support, please contact your child's teacher. Remember, there is a practice tab where the children can practise similar questions on a range of different topics. Your child does not need to wait for this to be allocated- they can log on at any time and watch if they are finding a particular area tricky.

