



Maths Masterclass

Year 5: Autumn 1



We hope you are enjoying our Maths Newsletters and find them useful. This is an opportunity for you to see the strategies we use to teach Maths in the classroom, alongside some online resources and activities for your child to try at home. We hope this helps with supporting your child and celebrating their successes.

Place Value

This half term, we will be focusing on recognising the place value of numbers up to 1,000,000. We will read, write, order and compare these numbers and determine the value of each digit. We will also be looking at counting forwards and backwards in steps of powers of 10. This can be practised at home by choosing any given number up to 1,000,000 and asking your child to count forwards or backwards. Below are some examples of how we teach this in the classroom.

What number is represented here?

Thousands	Hundreds	Tens	Ones

What would:

- 10 more be?
- 10 less be?
- 100 more be?
- 100 less be?
- 1000 more be?
- 1000 less be?
- 3000 more be?

Which number is bigger?

50,621 53,955

How do you know?
Which symbol do we need to use?

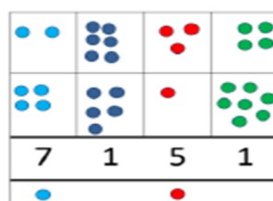
HTb	TTh	Th	H	T	O

HTb	TTh	Th	H	T	O

Addition and Subtraction

In this unit of learning, we will add and subtract whole numbers with more than 4 digits, using column addition and subtraction. We will begin by reminding the children how to use columns effectively with exchanging and how this method stays the same for bigger numbers. We will then move onto mental addition and subtraction, including revisiting and developing the different strategies children used for their place value knowledge in year 4. Finally, we will focus on inverse calculations using bar models to support our learning.

Here is an example taken from the schools calculation policy to show how children can draw a pictorial representation of the columns using place value counters.



1000	100	10	1
1000	100	10	1

$$556 + 10 =$$

$$8766 + 20 =$$

$$2342 + 400 =$$

$$12,9384 - 4000 =$$

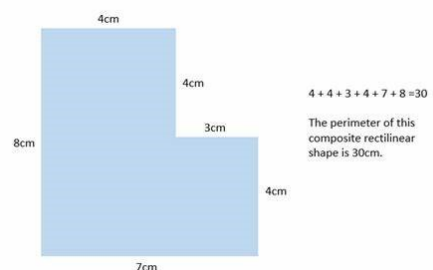
$$6773 - 400 =$$

$$129,323 + 600 =$$

We need to use our place value knowledge to help us answer these questions.

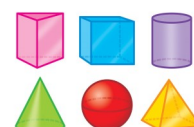
Perimeter and Area

We will be calculating the perimeter of composite rectilinear shapes in centimetres and metres. This means two rectangles have been joined together. We will also calculate area and estimate this for irregular shapes.



Geometry

For our geometry learning, we are going to be using properties of rectangles to deduce related facts and find missing lengths and angles. We will also identify some 3D shapes!





Maths at Home



Maths website to support parents and Maths problem solving at home

Nrich has a range of maths games, problems and articles on all areas of maths. Parents can select either 'Stage 1' or 'Stage 2' to support and consolidate mathematical concepts. These usually tie in with the Key Stage of your child.

<https://nrich.maths.org/frontpage>

Each problem has a difficulty rating with 3 stars being the hardest.



Raising the profile of Maths



A good understanding of everyday maths will help your child with the important tasks such as making decisions and understanding information. It will also help them develop lifelong skills. Whilst you are at home you could play maths related games to help engage your child. For example, there are so many 'undercover' maths games that can help your child learn and practise a range of basic skills such as Monopoly, Dominoes, Four in a row, Scrabble and general card games.



Please try to spend 10-15 minutes practising times tables as often as possible to support fluency. Fast recall of times tables really helps children when they solve problems and do more complex maths!

Homework

Children will be set weekly homework on the SATs companion site. It can be accessed on tablets, laptops and phones. If your child has difficulty logging in or needs more support, please contact your child's teacher. Login details to follow.

