



Maths Masterclass



Year 4: Summer 1

Welcome back to another Maths Masterclass Newsletter. We hope you are enjoying our Maths Newsletters. We have included the key coverage and some strategies that we use for teaching maths in class, alongside some online resources and activities for your child to try at home. We hope this helps with supporting your child at home and celebrating their success.

Addition and Subtraction

This half term, we will focus on solving various problems including multi-step problems and unpicking word problems. We will also be looking in more depth at some missing number calculations which the children will already be familiar with from our daily arithmetic time.

For example:

$$\underline{\hspace{2cm}} - 234 = 178$$

For this, we know that we can use the inverse and do $178 + 234$ as these are the 2 parts and we are missing the whole.

$$234 - \underline{\hspace{2cm}} = 178$$


For this, we have the whole and we have one of the parts but we are missing the other part. So this time, we can do $234 - 178$ to calculate our missing number.

$$178 + \underline{\hspace{2cm}} = 234 \text{ or } \underline{\hspace{2cm}} + 178 = 234$$

For both of these, we can use the inverse again and do $234 - 178$. Again, we have one of the parts and the whole, but we are missing the other part. By subtracting the part we have from the whole, we will find our missing number.

Measure - Time

In our measure learning this half term, we will be focusing on time. This includes reading and writing time on analogue and digital clocks. We will then progress on to solving problems that involve converting hours to minutes and minutes to seconds. We will also think about converting years to months and weeks to days.





Maths at Home



Geometry



Equilateral triangle

Three equal sides.
Three equal angles.



Isosceles triangle

Two equal sides.
Two equal angles.



Scalene triangle

No equal sides.
No equal angles.

This half term, we will focus on shape in geometry. We will explore different types of triangles; scalene, equilateral and isosceles.


We will also look at quadrilaterals. We will be drawing these different types of shapes and comparing them based on their properties.



Square



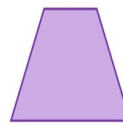
Rectangle



Rhombus



Parallelogram



Trapezium

Reasoning

You may have heard the teachers talking to you about developing your child's reasoning skills. This is when you are able to apply mathematical concepts in a range of ways and being able to explain what they mean clearly. Here is a question which should encourage some mathematical reasoning for you to discuss together:

What is the number?

- The number has four digits.
- The hundreds digit is the number of sides of a pentagon.
- The thousands digit is the same as $20 \div 5$.
- The tens digit is more than 0 but less than 2.
- The ones digit is the same as $20 - 17$.

Family challenge

Reset
cards and
target

Generate
new
target

194

25

6

1

7

2

2

Can you create 194 using just these cards?

E.g. $1 + 7 = 8$
 $8 \times 25 = 200 - 2 - 2 = 196$

Can you get closer?



Please try to spend 10-15 minutes practising times tables as often as possible to support fluency. Fast recall of times tables really helps children when they solve problems and do more complex maths!

Our next battle will be running from

Monday 15th April — Thurs 23rd May

Having trouble logging on?
Send us an email at
admin@hamble-pri.hants.sch.uk



YEAR 4:

Winning
class:
ZEBRAS



Lots of brilliant progress with times tables across Year 4. Well done to all! You can do it Turtles!