



# Maths Masterclass



Year 4: Spring 1

Welcome back to another Maths Masterclass Newsletter. We hope you are enjoying our Maths Newsletters. We hope this helps with supporting your child at home and celebrating their success.

## Place Value

Throughout this half term, we will begin by working on rounding numbers to the nearest 10, 100 and 1000. You may hear your child saying rhymes such as: 0,1,2,3,4—round it down to the one before; 5, 6, 7, 8, 9—round it up to the next in line.

We will then revisit finding 1000 more or less than a number as well as ordering and comparing numbers beyond 1000.

Finally, we will have a look at some Roman Numerals. The children have some knowledge of this already so we will develop this and explore more!

I	1	XXX	30
II	2	XL	40
III	3	L	50
IV	4	LX	60
V	5	LXX	70
VI	6	LXXX	80
VII	7	XC	90
VIII	8	C	100
IX	9	D	500
X	10	M	1,000
XX	20	MD	1,500

### 1,000 More or Less

Tommy is creating 4-digit numbers using the cards below. Some cards have been turned over.



1,000 less than my number is between 2,503 and 2,509.  
1,000 more than my number is between two thousand, five hundred and three and two thousand, five hundred and nine.  
It is also an even number.

Why not have a go at creating some maths number sentences using Roman Numerals... we all love a code to crack!

For example, to convert XVII to a number:

Step 1:  $X + V + I + I$

Step 2:  $10 + 5 + 1 + 1$

Step 3: 17

So, the Roman numeral XVII represents number 17.

## Addition and Subtraction

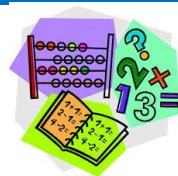
We will be applying our addition and subtraction learning to the context of money, using pounds and pence. We will progress from fluency calculations to solving 2-step problems.

Why not get your child to add up the prices of your shopping?



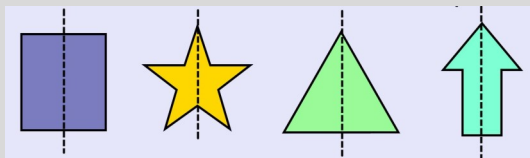


# Maths at Home



## Geometry

In geometry, we will be identifying lines of symmetry in 2D shapes and we will be creating simple symmetric figures using a given line of symmetry.



Can you identify any lines of symmetry on things in your house?


How many things can you find?

## Reasoning

You may have heard the teachers talking to you about developing your child's reasoning skills. This is when you are able to apply mathematical concepts in a range of ways and being able to explain what they mean clearly. Here is an example for you to discuss:

Can you identify the odd one out? There is more than one possibility! Use some of the key words to describe your reasoning:

faces    edges    3D  
vertices    curved  
straight    shaped  
circular




## Family challenge



Using your understanding of an analogue clock, can you tell the time?

What time is 25 minutes before?

Can you estimate each of the times on the clock?



Please try to spend 10-15 minutes practising times tables as often as possible to support fluency. Fast recall of times tables really helps children when they solve problems and do more complex maths!

Our next battle will be running from  
Monday 2nd Jan — Friday 9th Feb

Having trouble logging on?  
Send us an email at  
[admin@hamble-pri.hants.sch.uk](mailto:admin@hamble-pri.hants.sch.uk)



YEAR 4:  
Winning  
class:  
**ZEBRAS**



Lots of brilliant progress with times tables across Year 4. Well done to all, keep it up!