



Maths Masterclass




Year 3: Summer 1


Welcome back to another Maths Masterclass Newsletter. We hope you are enjoying our Maths Newsletters. We have included the key coverage and some strategies that we use for teaching maths in class, alongside some online resources and activities for your child to try at home. We hope this helps with supporting your child at home and celebrating their success.

Time

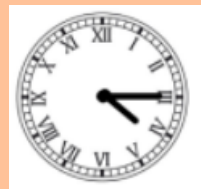
Throughout this half term, we will be developing our knowledge of time. We will be telling and writing the time on analogue clocks, including the 12 hour and 24 hour clocks. We will write times in words -



Ten minutes past 2 o'clock or ten past two.



We will learn how to tell the time on digital clocks showing the 24 hour clock. Is it am or pm?



We will revisit our knowledge about Roman numerals. What do each of the digits mean? We will practise telling the time on clocks with Roman numerals.

At home please discuss the time with your child on a regular basis to reinforce their learning in school. Possible questions include 'What time is it now?' 'We are leaving in an hour - what time will it be then?' 'Can you tell me what time your programme starts?' 'You can play on your iPad for 20 minutes, what time will you finish?' Try this online clock and play some games together - <https://www.topmarks.co.uk/time/teaching-clock>

Number and Place Value

This half term, we will be solving worded problems using our knowledge of place value. The children need to have an in depth understanding of 3 digit numbers in preparation for Year 4.

- 1) 543 is made of 5 hundreds, 4 tens and 3 ones. It is also made of 54 tens and 3 ones. It is also made of 543 ones. Can you express 627 in the same way?
- 2) What is the same about these numbers and what is different:
421 412



Maths at Home



Addition and Subtraction

This half term the children will be developing their knowledge of addition and subtraction and using this to solve problems. We will be solving missing number problems, using number facts and solving more complex calculations.

The children could practise these written methods at home and try some missing number calculations. Ask your child to explain the method they have been taught in school.

	5	8	1		6	7	2
+	2	3	8	-	3	3	9

		7	2
+	4		9
	0	2	

Reasoning

You may have heard the teachers talking to you about developing your child's reasoning skills. This is when you are able to apply mathematical concepts in a range of ways and explain what they mean. Here is an example for you to discuss:

Tiny is comparing two unit fractions.

I think that $\frac{1}{5}$ is greater than $\frac{1}{4}$ because 5 is greater than 4



Do you agree with Tiny?
Explain your answer.

Words to use:
numerator,
denominator,
equal, part,
whole, fifth,
quarter

Family challenge

If 1st March is a Monday, then 15th March is a

If 4th May is a Friday, then 25th May is a

If 11th June is a Tuesday, then 24th June is a

If 6th July is a Sunday, then 29th July is a

Monday Tuesday Wednesday Thursday Friday Saturday Sunday

Can you explain the answers to your class teacher?



Please try to spend 10-15 minutes practising times tables as often as possible to support fluency. Fast recall of times tables really helps children when they solve problems and do more complex maths!

Our next battle will be running from Monday 21st April—Monday 19th May

Having trouble logging on?
Send us an email at
admin@hamble-pri.hants.sch.uk



YEAR 3:
Winning
class:



Ducks

Lots of brilliant progress with times tables across Year 3. Well done to all, keep it up!