



Maths Masterclass



Year 2 Spring 2

Welcome to the Maths Masterclass Newsletter. This is intended to give you insight into the way we teach maths, which we hope makes it easier to support your child with their learning at home. We will give you suggestions of various activities to try and questions to ask with your child, which we hope you find useful.

Multiplication and division


This term we will be focusing on solving multiplication and division calculations. The children will be using their recall of multiples to support them with this. The children have now practised counting in 2s, 3s, 5s and 10s, therefore they will be applying this knowledge.

The children will continue to use arrays as well as their fluency recall. We will also continue to look at the relationship between multiplication and division using fact families.

The children will look at some worded problems and unpick the vocabulary of questions to check if they are multiplying or dividing.

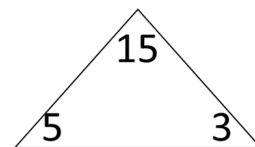
$$5 \times 3 = 15$$

As an array:



Verbally:

"I know that 5 times 3 means 5 lots of 3 or 3 lots of 5"



$$5 \times 3 = 15$$

$$3 \times 5 = 15$$

$$15 \div 3 = 5$$

$$15 \div 5 = 3$$

Example problem:

I have four 5p coins. How much money do I have altogether?

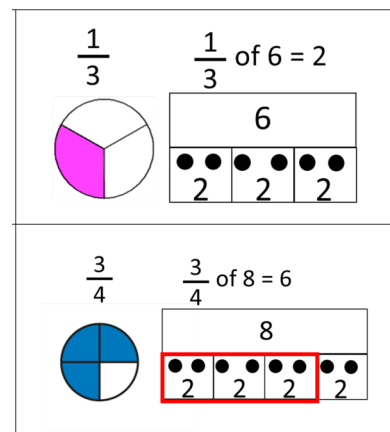


Fractions

Over this half term we will be looking at fractions of shape and fractions of number and the relationship between the two.

Your child will be exploring how fractions always need equal groups and we will teach them how to equally proportion a shape or number into a given fraction.

We will focus on finding $\frac{1}{3}$ and $\frac{3}{4}$ of shapes and numbers, linking to our previous learning about halves and quarters.






Maths at Home

Time

We will be looking at time and building on our Year 1 knowledge of telling the time. We will compare and sequence different intervals of time. We will also think about the number of minutes in an hour and the number of hours in a day. Finally, we will revisit our Year 1 learning of telling the time to the hour and half past the hour. We will be using analogue clocks for this.

At home, it would be useful to refer to an analogue clock to help build on your child's understanding of what events happen at which times. For example, we have breakfast at 7 o'clock in the morning, we go to school at half past 8 in the morning etc. Refer to the minute hand and the hour hand!



It is important for the children to do 10-15 minutes practicing their times tables as often as possible to build their fluency! Children who do this regularly are more confident when tackling a range of mathematical challenges. Please encourage your child to log-on at home.

Contact admin@hamble-pri.hants.sch.uk if you need any help with this.

Year 2 children use the same login for both NumBots and TTRS (Times Tables Rock Stars) accounts.



Money

We will be building on our knowledge of money to understand how we can use different coins to make the same amount of money.

You can talk about this at home too!

"I know that I can use a 20p and a 10p to make 30p or I could use a 5p, a 5p and a 20p to make 30p"



Geometry

We will be learning to describe position, direction and movement. We will be talking about turns as quarter turns, half turns, three-quarter turns and full turns. We will also use the vocabulary of clockwise and anti-clockwise. Lots of links with our fractions and time units.

At home, you could give directions to each other. For example:

"Turn one-quarter clockwise."

"Turn three-quarters anti-clockwise."

It may help to draw arrows on a piece of paper on the floor to support with clockwise and anti-clockwise!