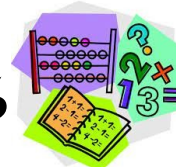




Maths Masterclass



Year 2 Spring 1

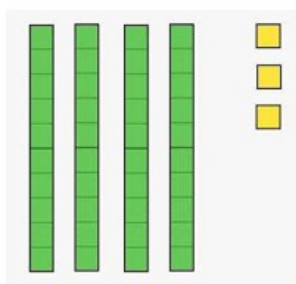
Alongside the half-termly curriculum information, we now send out our Maths Masterclass newsletter to give you additional information about your child's maths learning. This is intended to give you insight into the way we teach maths, which we hope makes it easier to support your child with their learning at home. We will give you suggestions of various activities to try and questions to ask with your child, which we hope you find useful.

Addition and subtraction

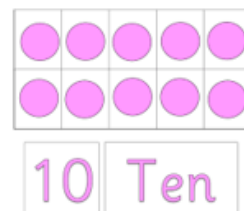
This term we will continue applying our number bond knowledge to recognise number facts up to 100. For example, if we know $1 + 9 = 10$ then we know $10 + 90 = 100$ and then applying this to $11 + 89 = 100$ by looking at patterns and relationships between the numbers.



Numicon



Dienes

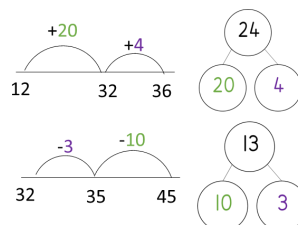


Tens frames

We will also explore how to add and subtract 2-digit numbers. We will look at pictorial representations for this such as drawing dienes and also using number lines.

$$12 + 24 = 36$$

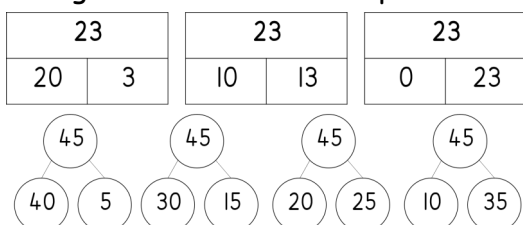
$$45 - 13 = 32$$



We will also be focusing on missing number statements and how to solve these.

Number and Place Value

Your child will be using their place value knowledge to identify and recognise the place value of a two-digit number. They will continue learning how to recognise how many tens and how many ones in a number using part-whole models. We will develop this into understanding how numbers can be partitioned in different ways.



$$\begin{aligned} 23 &= 20 + 3 \\ 23 &= 10 + 13 \\ 23 &= 0 + 23 \end{aligned}$$

$$\begin{aligned} 40 + 5 &= 45 \\ 30 + 15 &= 45 \\ 20 + 25 &= 45 \\ 10 + 35 &= 45 \end{aligned}$$

Orally, your child will be able to describe how "the number 23 is made up of 2 tens and 3 ones" or how "23 can also be made up of 10 and 13".

We will also be counting in multiples of 2, 3, 5 and 10 so lots of counting practice at home would be brilliant!



Maths at Home

Measurement

We will be covering length and height, using centimetres and metres.

Encourage your child to get involved with any measuring activities at home. This could be:

- ⇒ Measuring the height of different family members or friends.
- ⇒ Measuring the height or length of 5 different toys then ordering them by size.
- ⇒ This could be building a tower that is a certain height such as 10cm, 20cm, 30cm...



It is important for the children to do 10-15 minutes practising on Numbots as often as possible to build their fluency! Children who do this regularly are more confident when tackling a range of mathematical challenges.

The children will begin to focus on Times Tables Rockstars as the year progresses but they can start now! Their login is the same for both!

Contact admin@hamble-pri.hants.sch.uk if you need help logging on.

Geometry

In geometry, we will revisit 2D and 3D shapes and their properties. We will look out for 2D-shaped faces on 3D shapes too! We will have a focus on comparing different 2D shapes and also 3D shapes to identify similarities and differences. We will also explore symmetry of 2D shapes.

At home, why not compare some of the shapes on this grid? You could hunt for shapes on a local walk and compare them or you could create a tally chart of the different shapes you see when you're out!

Technical vocabulary
face, edge, vertices, side, apex, symmetry

