



Maths Masterclass



Year 2 Autumn 1

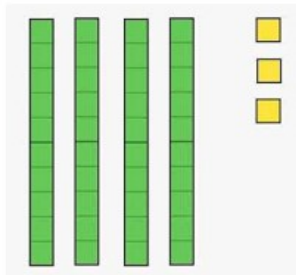
Alongside the half-termly curriculum information, each half term we send out our Maths Masterclass newsletter to give you additional information about your child's maths learning. This is intended to give you an insight into the way we teach maths, which we hope makes it easier to support your child with their learning at home. We will give you suggestions of various activities to try and questions to ask your child, which we hope you find useful.

Addition and Subtraction

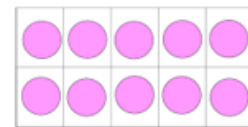
This term we will be focusing on recalling our number bonds to 10 and 20, introducing some number bonds to 100 too. We will be solving calculations using concrete resources. Some of the resources your children will be using includes: numicon, dienes, tens frames and counting objects. These help to visualise what numbers represent.



Numicon



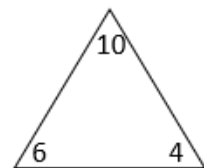
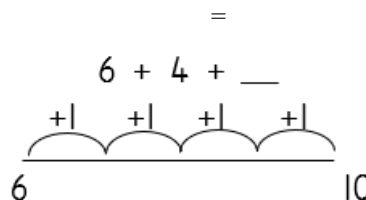
Dienes



10 Ten

Tens frames

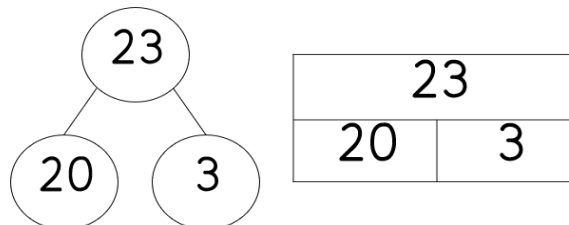
Throughout this term we will be using number lines to demonstrate what is happening to a number when we add and subtract. We will also be using fact families to help understand how addition and subtraction are linked.



$$\begin{array}{l} 6 + 4 = 10 \\ 4 + 6 = 10 \\ 10 - 6 = 4 \\ 10 - 4 = 6 \end{array}$$

Number and Place Value

Your child will be using their place value knowledge to identify and recognise the place value of a two-digit number. They will be learning how to recognise how many tens and how many ones in a number using part-whole models.



Orally your child will be able to describe how "the number 23 is made up of 2 tens and 3 ones". They will recognise that 2 tens is equal to 20. We will also be looking at comparing numbers using less than (<), greater than (>) and equal to (=). You can support with this at home when comparing sizes, weights and amounts.



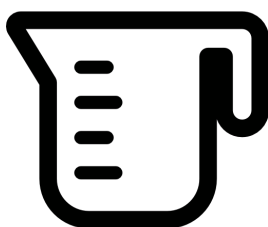
Maths at Home

Measurement

We will be covering mass, using kilograms and grams and capacity, using millilitres and litres. We will be measuring, comparing and ordering these units of measure.

Encourage your child to get involved with any measuring activities at home. This could be:

- ⇒ Measuring ingredients when helping with cooking or baking.
 - I need 500g of flour and 250g of sugar, is there more flour or sugar?
- ⇒ Measuring and comparing volume and capacity.
 - Which has more in, the orange juice or the milk?
 - Can you order these bottles in order of greatest capacity to least capacity?
 - I need 500ml of water and 250ml of milk, is there more water or milk?



It is important for the children to do 10-15 minutes practising on Numbots as often as possible to build their fluency! Children who do this regularly are more confident when tackling a range of mathematical challenges.

The children will begin to focus on Times Tables Rockstars as the year progresses but they can start now! Their login is the same for both!

Contact admin@hamble-pri.hants.sch.uk if you need help logging on.

Geometry – Shape

In geometry, we will explore 2D shapes and their properties, as well as 3D shapes and their properties.

You can help your child by looking for different everyday objects in your home or out in your local area on a walk. How many different shapes can you spot and name? You could even keep a tally of all of the different-shaped objects that you see.

Technical vocabulary
face, edge, vertices, corner, side, apex, symmetry

