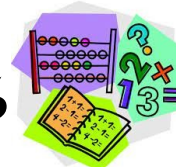




Maths Masterclass



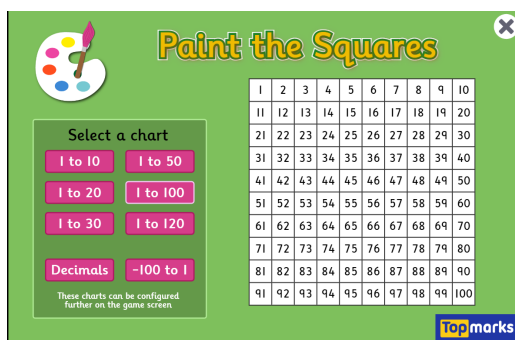
Year 1: Summer 1

Alongside the half-termly curriculum information, on this newsletter you can find additional information about the Maths learning that your child will be undertaking over the coming weeks. This includes some of the methods used in school and some ideas to help your child engage in Maths activities at home.

Number and Place Value

This term we will be working with numbers to 100. We will continue to work on number recognition and practise counting forwards and backwards from a given number within 100. We will represent numbers using pictures and objects and use the language of equal to, more than, less than (fewer), most and least.

There are lots of lovely counting songs and games available online. Below are a few that we use at school:



- ⇒ www.ictgames.com/mobilePage/countingCaterpillar/index.html
- ⇒ www.topmarks.co.uk/learning-to-count/paint-the-squares
- ⇒ www.ictgames.com/mobilePage/muckyMonsters/index.html
- ⇒ www.topmarks.co.uk/learning-to-count/place-value-basketball
- ⇒ www.ictgames.com/sharkNumbers/mobile/index.html
- ⇒ www.topmarks.co.uk/maths-games/robot-more-or-less

Addition and Subtraction

This half term children will learn to represent and use number bonds and the related subtraction facts to talk about numbers within 20. They will then use these facts to solve addition and subtraction problems within 100.

$$\square - 2 = 8$$

$$10 = 6 + 4$$

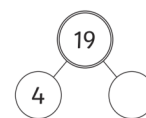



We will be solving problems that are shown in different ways, including missing number problems.

Hit the button is a really nice game to practice number bonds and number facts.

www.topmarks.co.uk/maths-games/hit-the-button

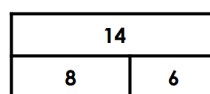
We will also be using bar models and part whole models to help us with missing number problems. We will use concrete resources such as counters, Numicon and number lines to help us solve these.



Here is an example of a challenge question the children will work on:

True or false? ✓ x

$$8 + 6 = 14$$



$$8 - 6 = 14$$

$$14 = 8 + 6$$

$$8 = 14 - 6$$

$$14 - 6 = 8$$

$$8 = 6 + 14$$



Hamble Primary School

Measurement – Time

This term we will be developing our understanding of time. We will tell the time to the hour and half past the hour and begin to compare and solve problems linked to time. We will also be using vocabulary such as quicker, slower, earlier and later.

At home it would be useful to refer to a clock to help build on your child's understanding of the hour hand and the minute hand. Telling the time to the hour and half past the hour, and talking about where the hands are at these times would be helpful for your child.



Encourage your child to get involved with time activities at home.

- ⇒ *Play 'What's the time Mr Wolf'.*
- ⇒ *Encourage the use of the language now, next, before, after, morning, afternoon, evening and o'clock.*
- ⇒ *Practise telling the time together and talk about the time.*

Counting in 2s, 5s and 10s

This half term we will continue to work on counting in multiples of two, five and ten.

There are lots of lovely counting songs available online. Below are a few that we use at school:

- ⇒ www.youtube.com/watch?v=JyCr0lgbYcl
- ⇒ www.youtube.com/watch?v=CJ4jV14Oz5I
- ⇒ www.youtube.com/watch?v=W8CEOIAOGas

Many of the games in Numbots also practise counting in twos, fives and tens.

Numbots



It is important for the children to do 10-15 minutes on Numbots as often as possible to support fluency! Children who do this regularly are more confident when tackling a range of mathematical challenges.

If you need help logging on please contact:
admin@hamble-pri.hants.sch.uk