



Maths Masterclass

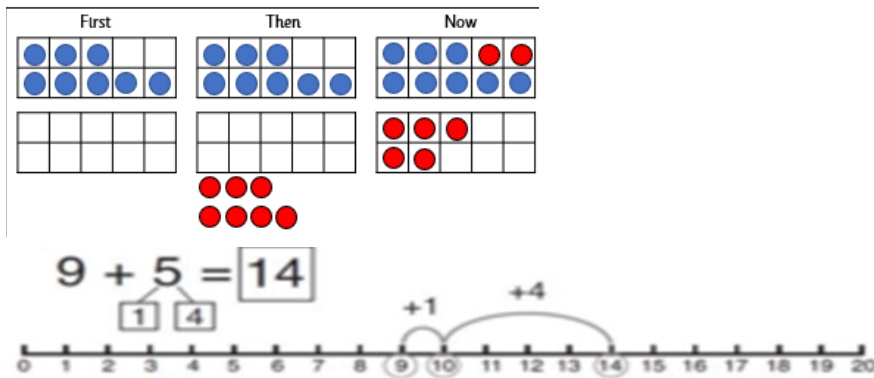


Year 1: Spring 1

Alongside the half-termly curriculum information, we will be including additional information about the maths learning that your child will be undertaking over the coming weeks. This includes some of the methods used in school and some ideas to help your child engage in maths activities at home.

Addition and Subtraction

The children are working on addition and subtraction using numbers within 20. We will look at different representations such as part-whole models and representations within tens frames. They will use concrete objects, pictorial representations and number lines or number squares to support them.




At home, you can try giving your child a one or two digit number and a one digit number to add or subtract. They could use objects they have at home to help solve the problems or represent the problem using pictures.

Addition to 20

$$\begin{array}{l} \text{Domino with 6 dots} + \text{Domino with 2 dots} = \square \\ \text{Domino with 5 dots} + \text{Domino with 5 dots} = \square \end{array}$$

$$9 + 9 = 18$$



You could also revisit counting in 2s, 5s and 10s to the tenth multiple. This will help with early multiplication and when the children come to learn their times tables later on.

There are lots of lovely counting songs and games available online. Below are a few that we use at school:

- ⇒ [Duck Shoot - tablet friendly \(ictgames.com\)](https://ictgames.com/mobilePage/saucerSorter/)
- ⇒ <https://www.youtube.com/watch?v=GvTcpfSnOMQ>
- ⇒ <https://www.youtube.com/watch?v=EemjeA2Djjw>



Hamble Primary School



Number and place value

This half term we will continue to work on number recognition and practise counting forwards and backwards from a given number. We will represent numbers using pictures and objects and use the language greater than and less than to compare numbers.

There are lots of lovely counting songs and games available online. Below are a few that we use at school:

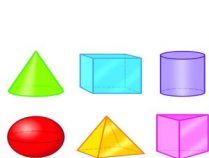
- ⇒ www.ictgames.com/mobilePage/countingCaterpillar/index.html
- ⇒ www.topmarks.co.uk/learning-to-count/paint-the-squares
- ⇒ www.ictgames.com/mobilePage/muckyMonsters/index.html
- ⇒ www.topmarks.co.uk/learning-to-count/place-value-basketball
- ⇒ www.ictgames.com/sharkNumbers/mobile/index.html
- ⇒ www.topmarks.co.uk/maths-games/robot-more-or-less



Geometry

This half term we will be working on recognising and naming 3D shapes. We will also be discussing the properties of 3D shapes.

Encourage your child to get involved with shape activities at home. This could be a shape hunt at home/during a trip or junk modelling.



Numbots

It is important for the children to do 10-15 minutes of times number practice as often as possible to support fluency! Children who do this regularly are more confident when tackling a range of mathematical challenges.



Mastering Number

In Mastering Number we have been comparing two numbers by using cubes and the language 'more than' and 'fewer than'. Can you give your child two numbers to compare using this language?

For example,

"___ cubes is more than / fewer than ___ cubes."



If you need help logging on please contact:

admin@hamble-pri.hants.sch.uk